


LCD

		RS485	
2	4	0-20mA/4-20mA	4
4			

SCADA

PLC



AC100V 400V

1.2 2 /10s

<1VA ()

>300k

RMS 0.2%

AC5A

1.2 10 /10s

<0.4VA ()

<20m

RMS 0.2%

40~60HZ 0.1Hz

0.5%

LCD

4

0.5

1

1min

15min

AC DC 50V 270V

5VA

RS-485 MODBUS-RTU

2

4

Ri<500 Ri>100k

2

5A/250V AC 5A/30V DC

-10~55

-20~70

>1.5kV

>5M

96×96×64

0 6kg



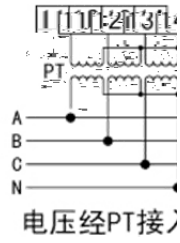
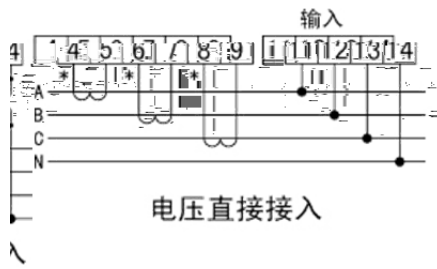
1

100V 400V

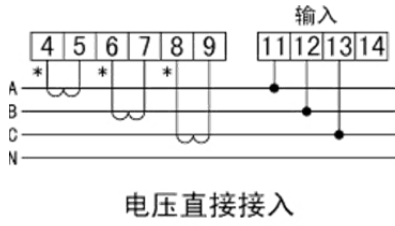
PT

1A

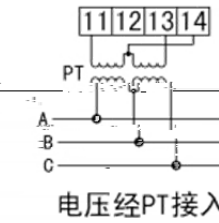
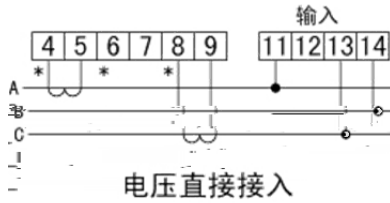
1 (3P4L)



2 (3P4L)



3 (3P3L)



2

5A

5A

CT

CT

CT

CT

3

4

CT

2 CT

3 3

3 CT

3 4

NET

3P3L

3P4L